

सामाजिक न्याय एव दिव्यागजन सशक्तीकरण सचालनालय, मध्यप्रदेश  
पत्रकार कॉलोनी, लिंक रोड़ नंबर 3, भोपाल462016-  
ईमेल:-dir.socialjustice@mp.gov.in-

क्रमांक/I/427789/2025

11-08-2025

प्रति

समस्त,  
कलेक्टर मध्यप्रदेश ।

विषय:- एन.एस.ए.पी. पेंशन योजना के हितग्राहियों के सत्यापन हेतु डीएलसी (Digital Life Certificate) मोबाइल एप्लिकेशन के माध्यम से क्रियान्वित करने बाबत ।

संदर्भ:- ग्रामीण विकास मंत्रालय, भारत सरकार का अर्द्धशासकीय पत्र क्रमांकD.O.No.J-11018 /1/2024-(E-387770).

---0---

ग्रामीण विकास मंत्रालय, भारत सरकार से प्राप्त संदर्भित अर्द्धशासकीय पत्र का अवलोकन करें। ग्रामीण विकास मंत्रालय, भारत सरकार द्वारा राष्ट्रीय सामाजिक सहायता कार्यक्रम (NSAP) पूरे देश में संचालित किया जा रहा है । जिसका उद्देश्य नागरिकों के सबसे कमजोर वर्ग को बुनियादी स्तर की समाजिक सुरक्षा सहायता प्रदान करना है । पारदर्शिता, क्रियान्वयन में आसानी, वितरण एवं निगरानी में तेजी लाने के लिए भारत सरकार के एन.एस.ए.पी. कार्यक्रम के सुचारु क्रियान्वयन किये जाने हेतु नवीन उपायों एवं डिजिटल प्रणालियों को अपनाया गया है।

एनएसएपी के योजना के दिशा-निर्देशों के अनुसार, योजनाओं के अंतर्गत सहायता प्राप्त मौजूदा लाभार्थियों का वार्षिक सत्यापन आवश्यक है। वर्तमान में, एनएसएपी लाभार्थियों का सत्यापन राज्यों/संघ राज्य क्षेत्रों द्वारा अपनी प्रशासनिक व्यवस्था के माध्यम से किया जाता है। एनएसएपी की सभी पेंशन योजनाओं के अंतर्गत आने वाले लाभार्थियों की संख्या को ध्यान में रखते हुए, सत्यापन प्रक्रिया में संबंधित राज्य सरकारों/संघ राज्य क्षेत्रों के स्थानीय निकायों द्वारा महत्वपूर्ण समय और प्रयास लगाया जाता है। तदनुसार, राज्यों/संघ राज्य क्षेत्रों में कार्यान्वयन एजेंसियों पर भौतिक सत्यापन की प्रक्रिया का सरलीकरण कर लाभार्थियों के त्वरित सत्यापन की सुविधा के लिए एक केंद्रीकृत डिजिटल समाधान लाना आवश्यक समझा गया।

इस संबंध में, माननीय ग्रामीण विकास मंत्री, भारत सरकार ने 15.07.2025 को सुषमा स्वराज भवन, नई दिल्ली में डिजिटल जीवन प्रमाणन (डीएलसी) मोबाइल एप्लिकेशन लॉन्च किया है। एन.एस.ए.पी. पेंशन हितग्राही जिनका आधार डेटा एन.एस.ए.पी. पोर्टल के डेटाबेस में दर्ज है। उन हितग्राहियों को डीएलसी मोबाइल एप के माध्यम से सत्यापित किया जाना है। डिजिटल जीवन प्रमाण पत्र एक वर्ष के लिए वैध है, और राज्यों/संघ राज्य क्षेत्रों को प्रारंभिक नामांकन के समय तथा उसके बाद प्रत्येक वर्ष डीएलसी सत्यापन कराना आवश्यक है।

राज्यों में निम्नलिखित अंतरालों पर डीएलसी सत्यापन करना अनिवार्य है:-

1. लाभार्थी के नामांकन के बाद प्रारंभिक स्तर का सत्यापन।
2. लाभार्थी का वार्षिक जीवन सत्यापन।

तदनुसार, एन.एस.ए.पी. के पेंशन हितग्राहियों का डिजिटल जीवन प्रमाणन करने की प्रक्रिया का यूजर मैनुअल संलग्न है, एन.एस.ए.पी. पेंशन हितग्राहियों के सत्यापन हेतु मौजूदा मैनुअल प्रक्रिया के स्थान पर डीएलसी मोबाइल एप के माध्यम से डिजिटल जीवन प्रमाणन की कार्यवाही समय-सीमा में पूर्ण किये जाने हेतु विशेष अभियान चलाया जाए।

अतः एन.एस.ए.पी. पेंशन हितग्राहियों के सत्यापन हेतु डीएलसी आवेदन को शीघ्रातिशीघ्र पूर्णतः क्रियान्वित करने हेतु आवश्यक निर्देश जारी करें। डीएलसी आवेदन के अंतर्गत अपनाई जाने वाली प्रक्रिया के बारे में किसी भी अन्य स्पष्टीकरण एवं अन्य तकनीकी समस्या हेतु एनआईसी-डीओआरडी से ईमेल: mis-nsap@nic.in के माध्यम से संपर्क करें।

(प्रमुख सचिव द्वारा अनुमोदित)

संलग्न : DLC User Manual.

**BHARAT SINGH GOUR**  
**ASSISTANT DIRECTOR**

पृष्ठांकन क्रमांक/I/427789/2025

**11-08-2025**

प्रतिलिपि

1. आर्थिक सलाहकार, ग्रामीण विकास मंत्रालय, भारत सरकार की ओर सूचनार्थ।
2. प्रमुख सचिव, सामाजिक न्याय एवं दिव्यांगजन सशक्तिकरण विभाग मध्यप्रदेश की ओर सूचनार्थ।
3. समस्त मुख्य कार्यपालन अधिकारी जिला पंचायत मध्यप्रदेश की ओर सूचनार्थ एवं आवश्यक कार्यवाही हेतु प्रेषित।
4. राज्य सूचना विज्ञान अधिकारी, एन.आई.सी., म.प्र.।
5. श्री योगेश सिंह, वरिष्ठ तकनीकी संचालक, एन.आई.सी., कृपया पेंशन पोर्टल पर एन.एस.ए.पी. पेंशन योजनाओं के अंतर्गत चिन्हित पेंशन हितग्राहियों का डेटा जिला / स्थानीय निकाय के लॉगइन पर उपलब्ध कराने का कष्ट करें।
6. पी.आर.ओ., माननीय मंत्रीजी, सामाजिक न्याय एवं दिव्यांगजन सशक्तिकरण विभाग की ओर प्रचार-प्रसार हेतु प्रेषित।
7. समस्त संयुक्त संचालक/ उप संचालक, सामाजिक न्याय एवं दिव्यांगजन सशक्तिकरण मध्यप्रदेश की ओर सूचनार्थ एवं आवश्यक कार्यवाही हेतु प्रेषित।
8. समस्त मुख्य कार्यपालन अधिकारी, जनपद पंचायत मध्यप्रदेश की ओर सूचनार्थ एवं आवश्यक कार्यवाही हेतु प्रेषित।
9. समस्त मुख्य नगर पालिका/ नगर पंचायत/ नगर परिषद अधिकारी मध्यप्रदेश की ओर सूचनार्थ एवं आवश्यक कार्यवाही हेतु प्रेषित।
10. समस्त सामाजिक सुरक्षा अधिकारी, सामाजिक न्याय एवं दिव्यांगजन सशक्तिकरण मध्यप्रदेश समस्त पेंशन हितग्राहियों का DLC App के माध्यम से सत्यापन कराना सुनिश्चित करें।

**ASSISTANT DIRECTOR**

कल्याणी मिश्रा, आई.ई.एस.  
Kalyani Mishra, I.E.S.



सत्यमेव जयते



आर्थिक सलाहकार  
ग्रामीण विकास मंत्रालय  
भारत सरकार, भारत पर्यावास केन्द्र  
दूसरी मंजिल, कोर-5ए, नई दिल्ली-110003  
Economic Adviser  
Ministry of Rural Development  
Government of India  
India Habitat Centre, 2nd Floor, Core-5-A,  
New Delhi-110003

D.O. No. J-11018/1/2024- (E-387770)

Dated : 4<sup>th</sup> August, 2025

Sir/Madam,

National Social Assistance Programme (NSAP) is implemented across the country, with an objective to provide a basic level of social security assistance to most vulnerable category of citizens. In order to foster transparency, ease of implementation, swiftness in delivery and monitoring, this Department has adopted various innovative measures and digital tools in the implementation of NSAP Programme.

2. As per scheme guidelines of NSAP, there is a need for annual verification of the existing beneficiaries covered for assistance under its schemes. Presently, the verification of NSAP beneficiaries is carried out by States/UTs through their administrative arrangements. Considering the quantum of beneficiaries covered under all pension schemes of NSAP, the verification process involves significant time and efforts by respective State Governments/ UT administrations. Accordingly, it was felt necessary to bring in a centralized digital solution for facilitating speedy verification of the beneficiaries to reduce the burden of physical verification on implementing agencies in the States/UTs.

3. In this connection, Hon'ble Minister of Rural Development launched the Digital Life Certification (DLC) mobile application under NSAP on 15.07.2025 during PRC meeting at Sushma Swaraj Bhawan, New Delhi. The verification though DLC is possible for States/UTs onboarded on NSAP-PPS as well as States/UTs using own MIS and sharing their data with NSAP-PPS through web servicing. However, only those beneficiaries, whose Aadhaar data is seeded in the database and made available in NSAP-PPS, could be verified through the DLC process. The Digital Life Certificate will have a validity of one year from date of generation. States/UTs are mandated to undertake DLC verification at following intervals:

- i. Initial level verification after enrollment of beneficiary
- ii. Annual life verification of the beneficiary

.....2/-

4. Accordingly, Guidelines on DLC application and a User Manual explaining the technical requirement/process flow for DLC application are hereby forwarded, with a request to fully operationalize the DLC application for verification of NSAP pension beneficiaries in place of existing manual process. Further, States/UTs are requested to organize special campaigns to cover all beneficiaries for DLC verification in a specified time period.

5. I shall be grateful, if you could kindly disseminate the Guidelines and the User Manual among implementing agencies across your State /UT and issue necessary directions for fully operationalizing the DLC application for verification of NSAP pension beneficiaries at the earliest. For any further clarification on procedure/process to be followed under DLC application, you may kindly reach out to NIC-DoRD through email: [mis-nsap@nic.in](mailto:mis-nsap@nic.in).

With regards,

Yours sincerely,



(Kalyani Mishra)

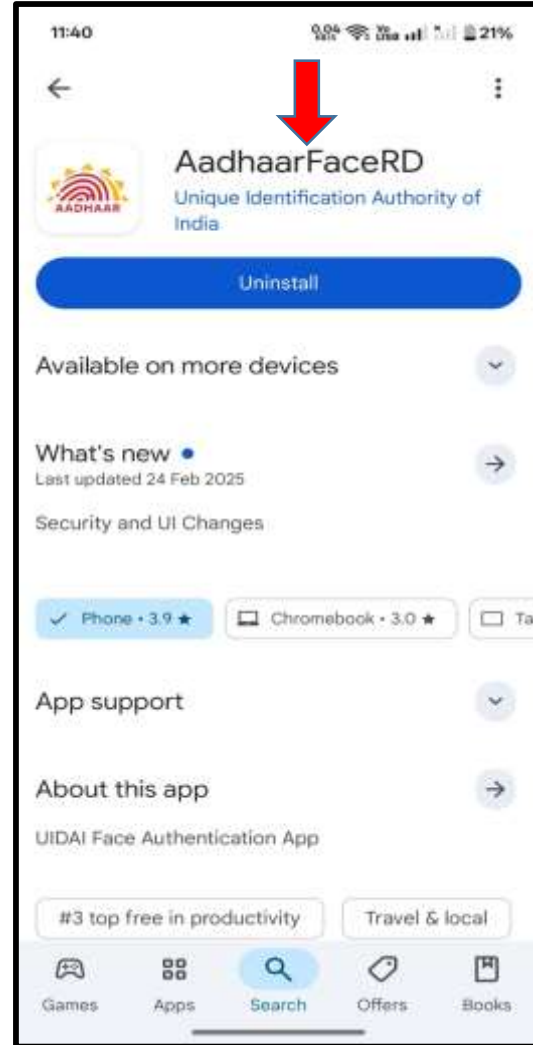
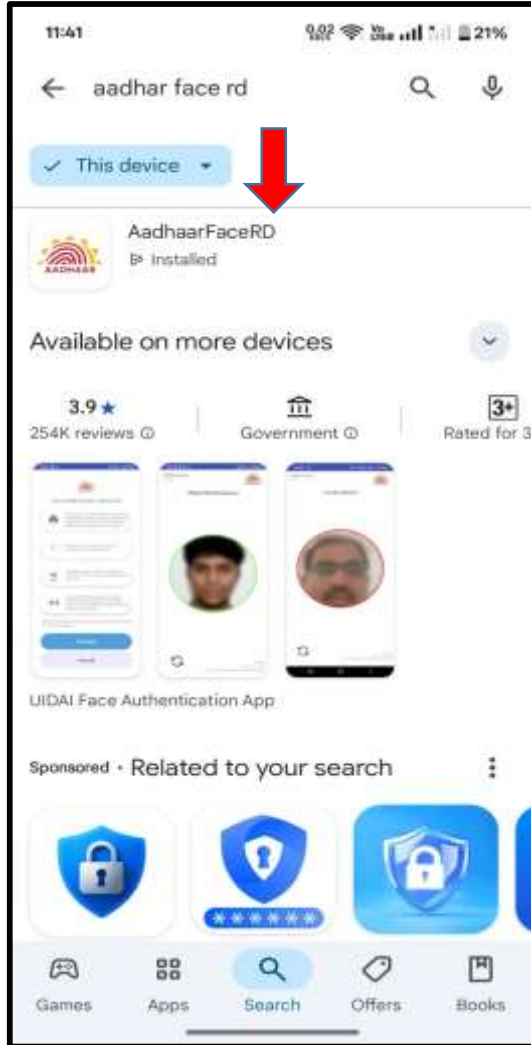
(Principal Secretaries / Secretaries / Commissioners implementing NSAP Schemes in all States / UTs)

**Digital Life Certification (DLC)**  
**under**  
**National Social Assistance Programme**  
**USER MANUEL**

# DLC- Requirement

- Android Smartphone ( version 10.0 & above) (**un-rooted device**)
- Internet connection.
- RAM- 4+ GB.
- Storage– 64GB (Minimum 500 MB free storage space).
- Camera resolution- 13 MP or more ( In case of FaceAuthentication )
- For Face Authentication AadhaarFaceRD app ( No biometric device is required )
- For Finger/ Iris Authentication - RD service of Biometric Device being used.

## Step-1: Download and Install AadhaarFaceRd App from Google Play Store



- ❑ Open Google Play Store, search for "**AadhaarFaceRD**"
- ❑ Install the **AadhaarFaceRD**.
- ❑ In case, the user wants to use Biometric device, search for respective **RDSERVICE** (**Finger or IRIS**) App of biometric device that is used and install the same



**Proposed System** : Aadhaar-based Digital Life Certificate for social security pensioners.

Using this system, a pensioner can digitally provide proof of his/her existence to authorities for continuity of pension every year.

→ Android Based App –

1) Face Authentication .  
devices.



2) Supports external Bio-metric devices.



## **Pre-requisites for pensioners / Authority :**

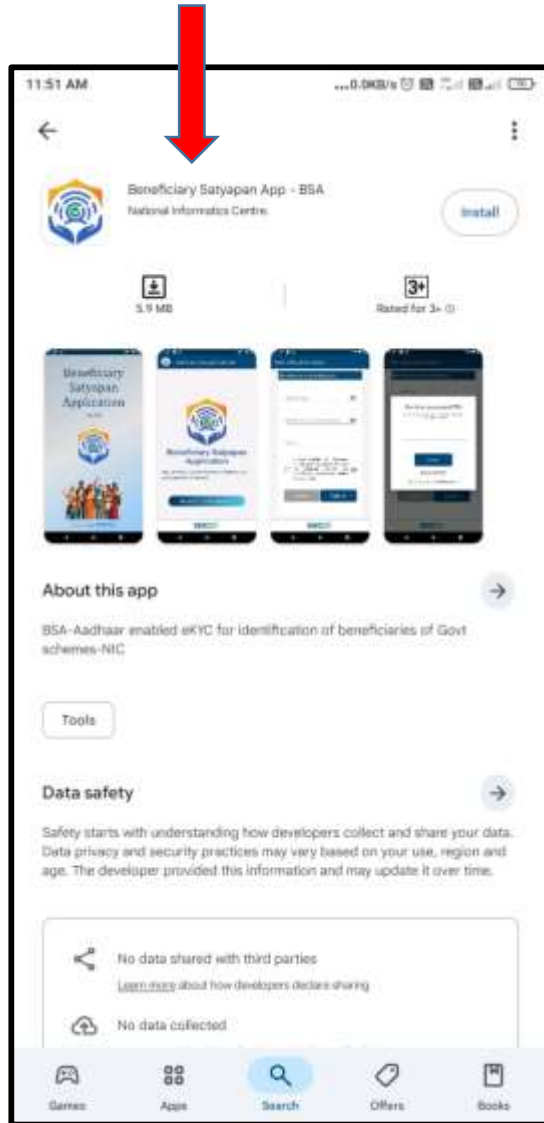
1. The pensioner must have ->
  - (a) Aadhaar number (b) Mobile number
2. Pension Issuing Authority details (NSAP / State Govt. / Departments).
3. STQC (Standardization Testing and Quality Certification) certified Registered Biometric device.
4. Respective Registered Device (RD) service software of external biometric device.
5. The Aadhaar FaceRD App must be installed for face authentication.
6. An android device for Mobile-based solution.

## Step-1:Download and Install AadhaarFaceRd App from Google Play Store



- The **AadhaarFaceRd** is not shown like other apps and has no icon.
- The App is visible in **Settings→AppInfo**, as shown in the image.

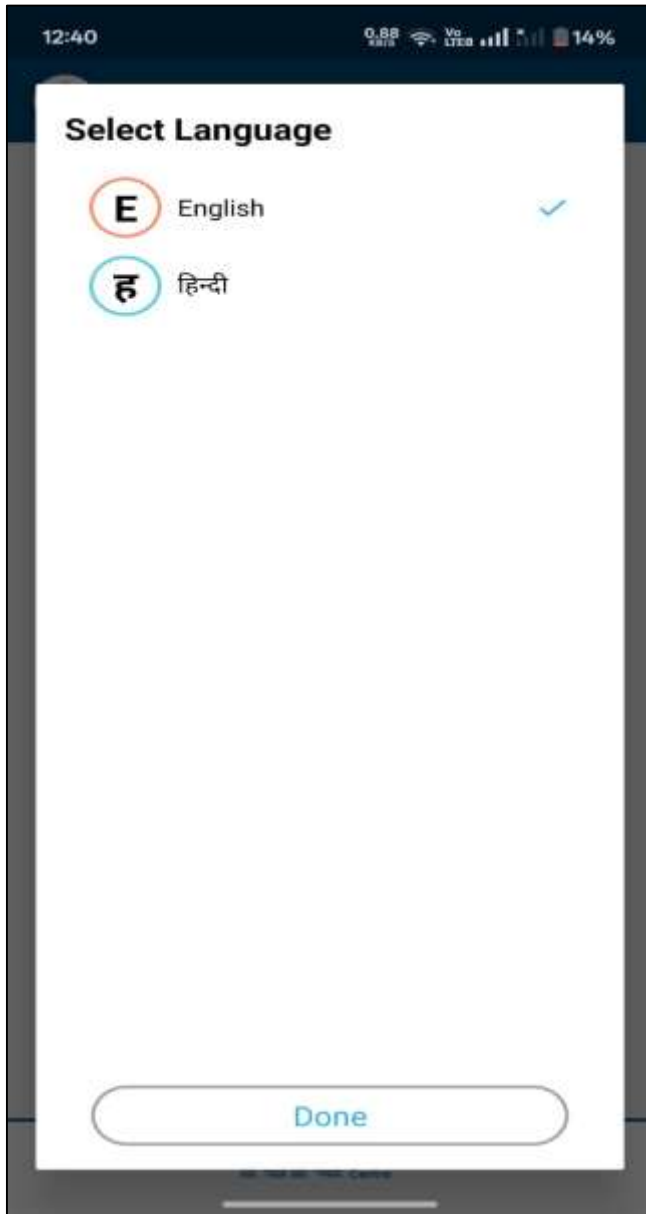
## Step-2: Download Beneficiary Stayapan Application



- ❑ Open Google Play Store, search for **Beneficiary Satyapan**. Install the application.




- After successful installation, the **Beneficiary Satyapan** Application, run the application.
- The screen as shown on the left appears.

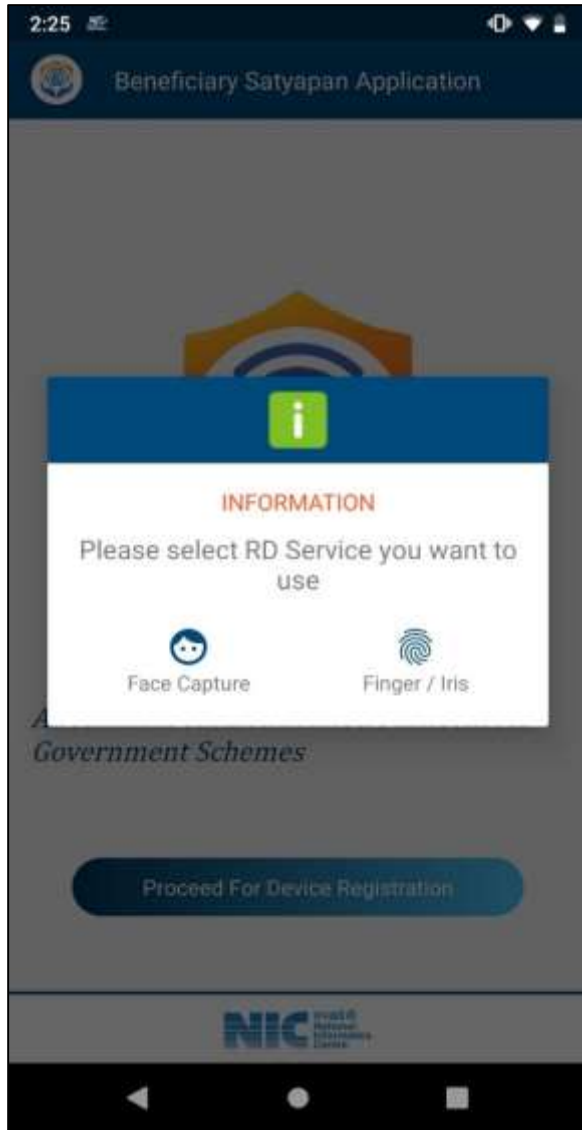


- A pop-up will appear asking for **Select Language**.
- Select any of the language in order to run the application. Click on '**Done**' to proceed further.

# Process of Device/ Operator Registration



On Next screen Click on “**Proceed For Device Registration**” button to proceed further.



- ❑ After clicking on **“Proceed For Device Registration”** button a pop-up will appear as shown in figure, in case both **Face and Biometric** Rd Services is installed then user has to select either **Face RD or Finger/Iris**.

### Step-3: Device Registration & Operator Identification (one time process)

12:40 93% 14%

Beneficiary Satyapan Application

**Device Registration**

\* Aadhaar No.

\* Mobile no. for communicat...

Email


Register

NIC National Informatics Centre





- ❑ Next the 'Device Registration' screen appears. This is a one time process. Any person can act as an operator. The beneficiary can also act as an operator.
- ❑ The operator needs to enter his/her Aadhaar number, mobile number and email address ( optional ) and click on Register.
- ❑ The mobile number need not be linked with Aadhaar, you can enter any mobile number but make sure you have it as you will receive an OTP on the mobile and email-id ( if provided) .

3:10 Vo LTEB 100%

 Beneficiary Satyapan Application


### Device Registration

Aadhaar No.  
\* ..... 

Mobile no. for communication  
\* ..... 

Email  
\_\_\_\_\_

One time password(OTP)  
\* | \_\_\_\_\_

 NIC National Informatics Centre



- Enter the OTP received and click on **Submit** button to proceed further.
- If OTP is not received, please click on **Resend OTP**

3:14 100%

Beneficiary Satyapan Application

### Device Registration

Enter Your Name

Select Operator Type **Self a...**

I, the holder of Aadhaar, hereby give my consent to MeitY/NIC to use my Aadhaar number and biometric for Authentication with UIDAI for device registration with Beneficiary Satyapan Application. MeitY/NIC have also informed me that my Biometric will not be stored/shared.

Cancel Scan

NIC National Biometric Centre

3:36 100%

Beneficiary Satyapan Application

### Device Registration

Enter Your Name

Select Operator Type **Others**

Enter Agency Name

I, the holder of Aadhaar, hereby give my consent to MeitY/NIC to use my Aadhaar number and biometric for Authentication with UIDAI for device registration with Beneficiary Satyapan Application. MeitY/NIC have also informed me that my Biometric will not be stored/shared.

Cancel Scan

NIC National Biometric Centre



- After successful OTP validation the screen show in left appears.
- The Operator needs to enter name and select the operator type **(1. Self and Family 2. Others)** and give consent for **authentication** by clicking on the **check box**.
- Click on **Scan** button to proceed for scan.

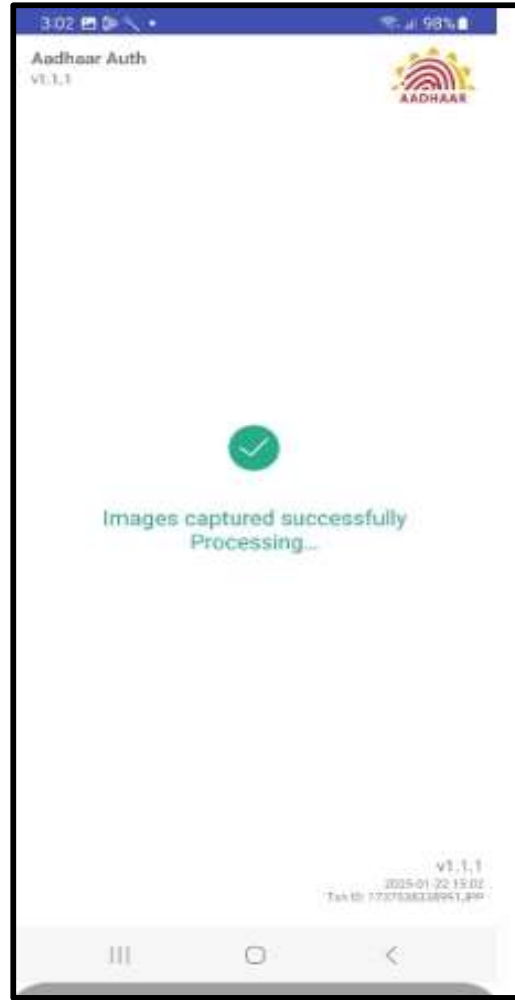

## Device Registration & Operator Identification (Using Face Authentication)



### Registration Using Face Authentication

- The screen shows the instructions for **face authentication**.
- Read the instructions carefully, click on the check box and then click on **Proceed**.

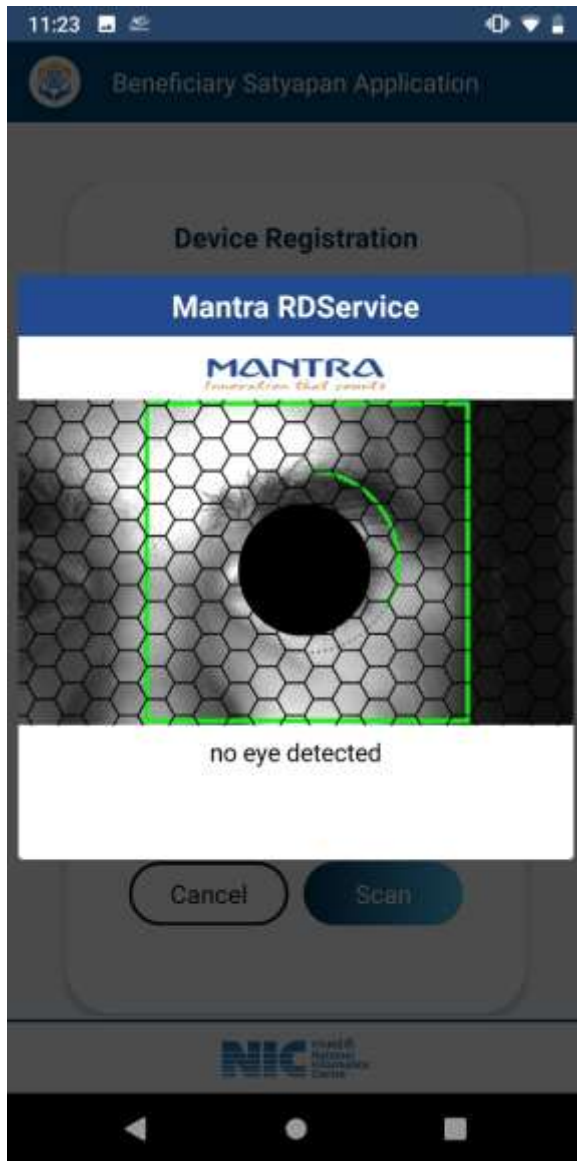
## Device Registration & Operator Identification (Using Face Authentication)



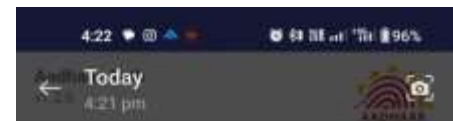
### Registration Using Face Authentication

- You can use the front or rear camera to capture the face.
- The screen shows the instructions you need to follow while scanning. Face should be within the **circle** and **blink your eyes**.
- Follow the instructions that appear on the screen to successfully complete the face authentication process.

## Device Registration & Operator Identification (Using biometric device)



- Scan** your eyes on the **iris** biometric device ( or if using fingerprint biometric device scan your finger)



❑ After you have successfully authenticated yourself through **face, finger or iris scan**, a toast is shown “**Device Registration Successful**” which implies that the ‘**Device Registration & Operator Identification**’ is successfully completed.



# Process of Beneficiary Certification for NSAP schemes

## Beneficiary Satyapan Application

Search your service ×

### CENTRAL Govt Scheme

National Social Assistance Programme(NSAP)

Social Security Pensioners - Digital Life Certific... 7528



Testing BSA-NIC

Social Security Pensioners - Digital Life Certific... 4288



- ❑ After successful Operator Registration, the screen will show list of Central Government & State Governments
- ❑ Click on **Central Govt. icon** for Centrally sponsored schemes




Fig. 1



Fig. 2

- ❑ On next screen choose the specific scheme under which beneficiary is drawing the benefit as shown in Fig. 1.
- ❑ After choosing the scheme, the screen shown in Fig. 2 will appear – click on **Beneficiary Verification**.

## Step-4: Beneficiary Authentication

9:02 9:07 41%


National Social Assistance

**Beneficiary Authentication**

Aadhaar No.  
\* .....

Mobile no. for communication  
\* .....

Email

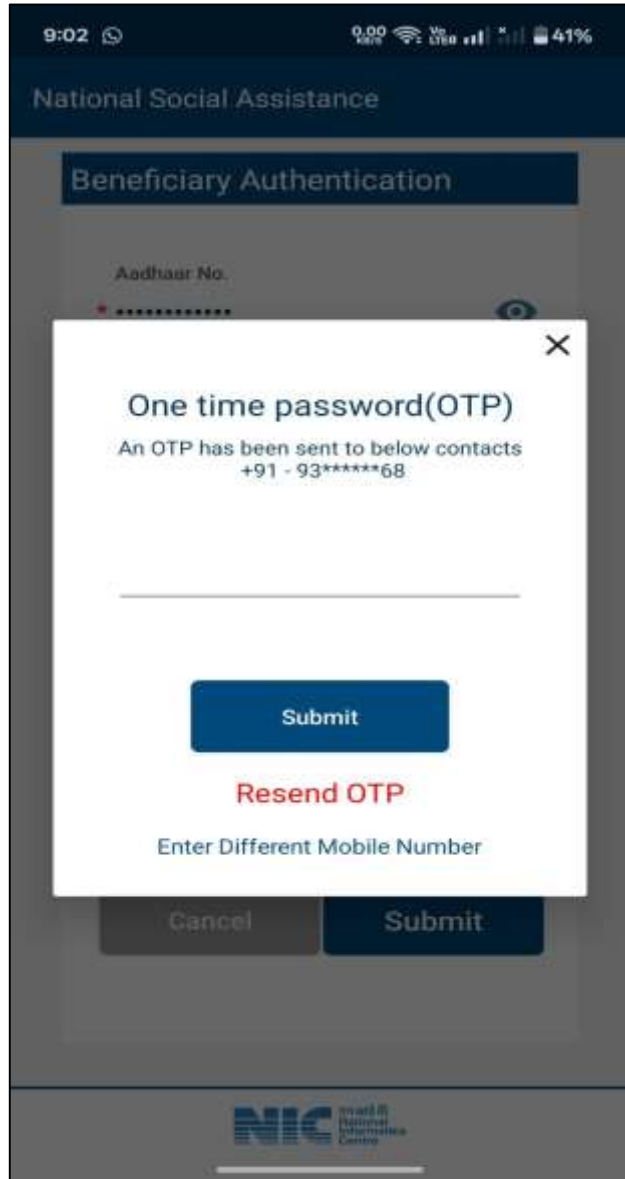
I, the holder of Aadhaar, hereby give my consent to use my Aadhaar number for beneficiary verification under this scheme. 

Cancel Submit

**NIC** National Information Centre



- The **Beneficiary Authentication** screen as shown in figure will appear.
- The beneficiary should enter his / her **Aadhaar number and mobile number**. The email address is optional.
- Click on *check-box* to provide consent.
- Next click on the **Submit** button.



- After you click on **Submit** button a pop-up will appear.
  - Enter the OTP received and click on **Submit** button to proceed further.
- ( If OTP is not received, please click on **Resend OTP** )

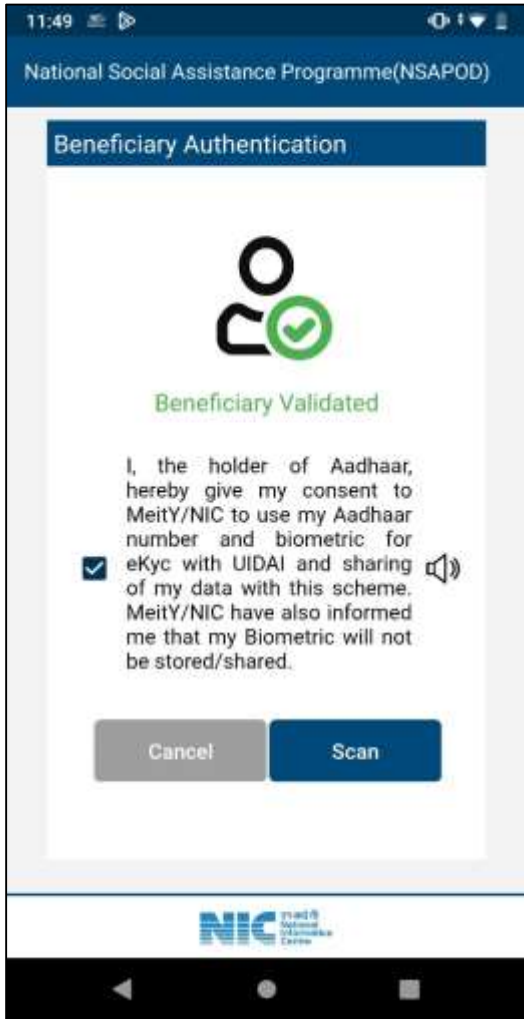


Fig. 1

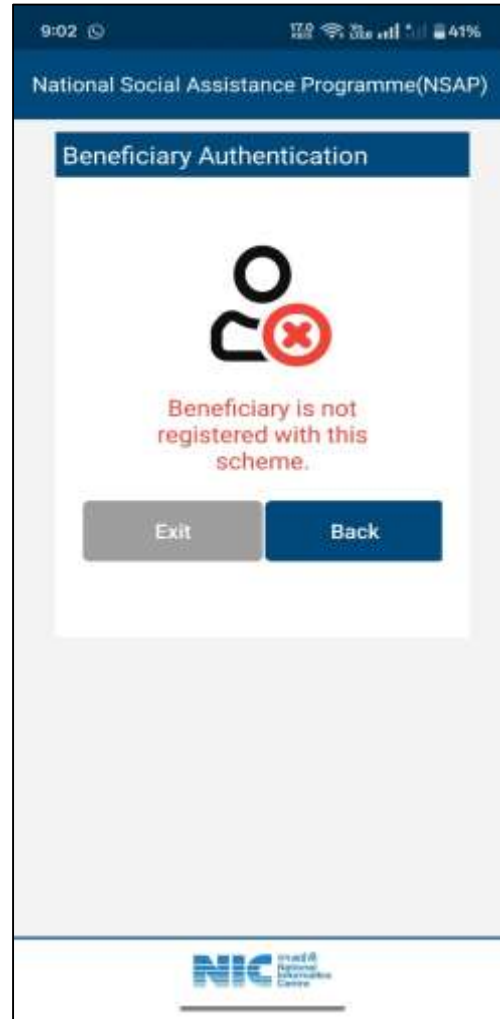
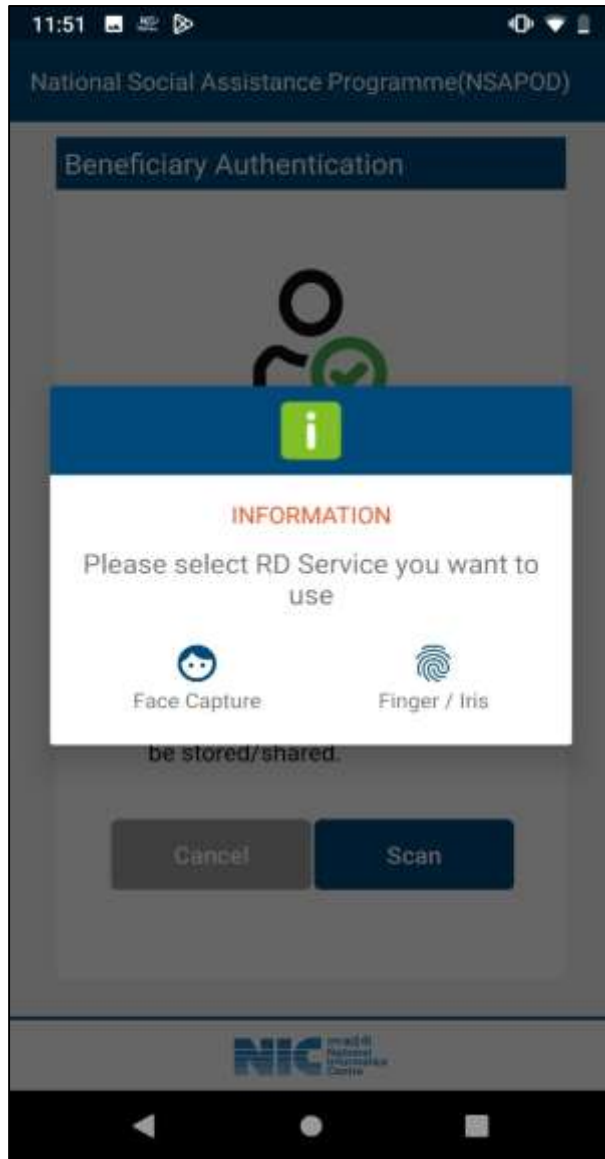


Fig. 2

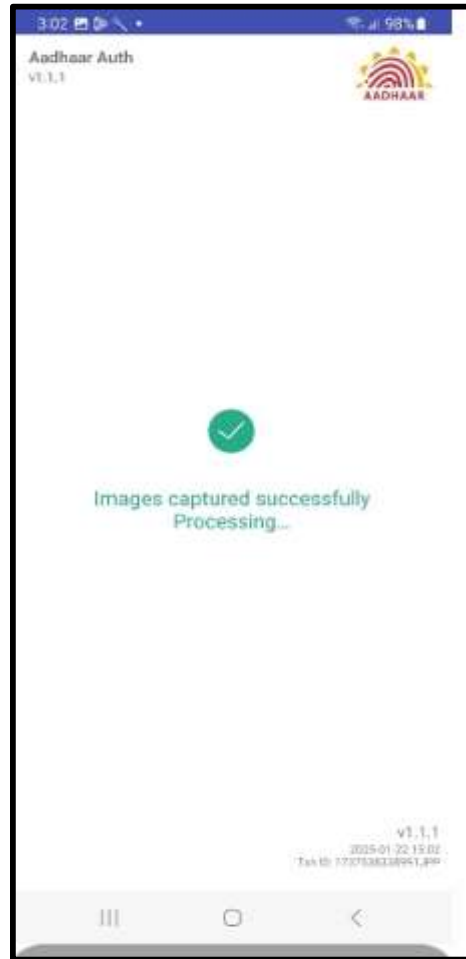


- After successful OTP Validation, either screen shown in Fig 1 or Fig 2 will appear.
- In case beneficiary is not registered for the scheme, then screen shown in Fig. 2 will appear.
- If beneficiary is registered for the scheme then *Beneficiary Validated* screen as shown in Fig. 1 will appear and user can proceed with beneficiary authentication.
- Give consent for authentication by clicking on the *check box*.
- Click on **Scan** button to proceed with authentication.



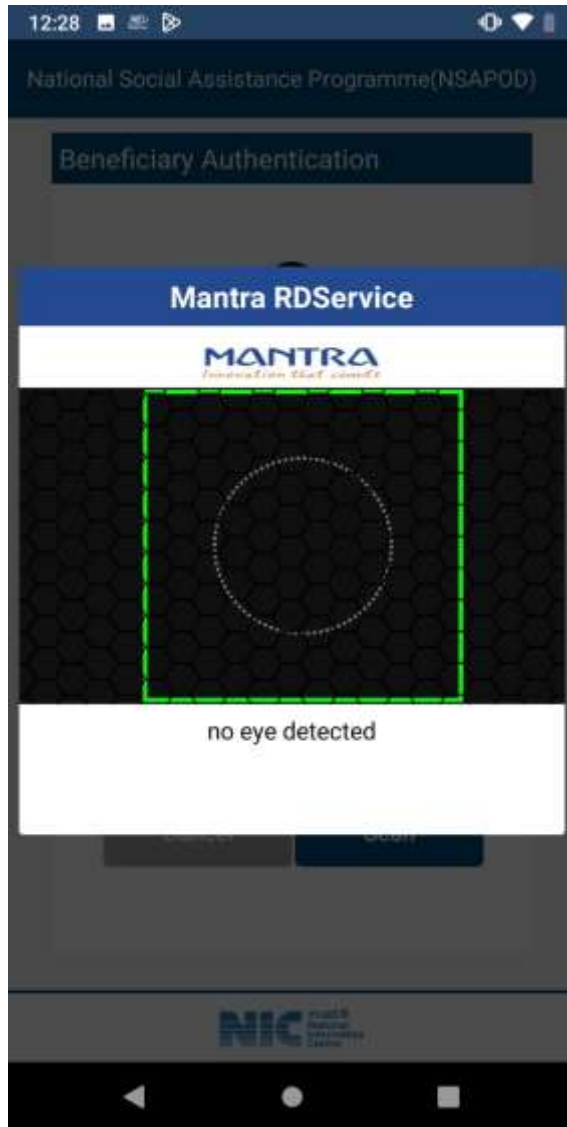
❑ After you click on **Scan** button a pop-up will appear as shown in figure, in case both **Face** and **Biometric Rd Services** is installed then user has to select either **FaceRD** or **Finger/Iris**.

## Step-5: Beneficiary Authentication (Using Face Authentication)



- In case user has selected face scan option or has only face **RDSservice** installed the user is required to **scan** his/her face
- The screen shows the instructions you need to follow, when scanning face.

## Step-5: Beneficiary Authentication (Using Biometric Device)




- Scan** eyes of beneficiary on the **iris** biometric device ( or if using fingerprint biometric device scan the finger of beneficiary)



- ❑ Once **face, finger** or **iris** of beneficiary authentication is successful, the **Beneficiary Verification Certificate** appears on the screen as shown.
- ❑ The screen shows the **Beneficiary Satyapan ID (BSA ID)**, name of beneficiary, date and time of authentication, scheme details etc.
- ❑ The Beneficiary shall also receive a SMS confirming beneficiary verification, on the mobile number provided during Beneficiary authentication, the SMS contains the **Beneficiary Satyapan ID** and scheme name.

## **Process to view the certificate of already verified beneficiary**

## View Beneficiary Certificate



- ❑ After successful generation of beneficiary certificate, user can view the beneficiary certificate by clicking on **View Beneficiary Certificate** button.

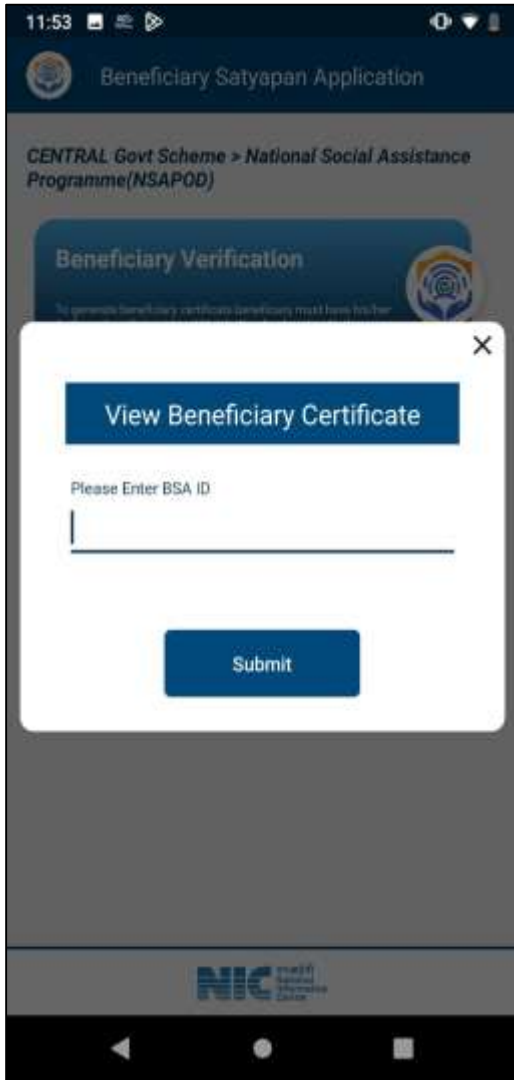


Fig. 1



Fig. 2



- ❑ After selecting **View Beneficiary Certificate** the pop-up shown in Fig. 1 will appear.
- ❑ The Beneficiary needs to enter **Beneficiary Satyapan ID (BSA ID)** and click on **Submit** button.
- ❑ User will receive an OTP on the entered mobile number ( provided during beneficiary authentication ) and email (only if the user has provided email)
- ❑ Enter the OTP received and click on **Verify** button to view the Beneficiary Certificate. ( If OTP is not received, please click on **Resend OTP** )



- ❑ After clicking on **Verify** button, Beneficiary can view the beneficiary verification certificate as shown in figure. The beneficiary name, beneficiary satyapan ID, date and time of authentication, scheme name etc. is displayed.

## **National Social Assistance Programme (NSAP)**

### **Guidelines on Aadhaar based Digital Life Certification (DLC) of beneficiaries through mobile application**

#### **1. Background:**

1.1 National Social Assistance Programme (NSAP), a 100% Centrally Sponsored Scheme implemented across the country, provides a basic level of social security assistance to most vulnerable category of citizens. NSAP comprises of National Old Age Pension Scheme, National Widow Pension Scheme, National Disability Pension Scheme, National Family Benefit Scheme and Annapurna Scheme. Besides the assistance provided by the Central Government, States/UTs are urged to provide top-up amount of assistance to the beneficiaries so that the beneficiaries can get a decent level of assistance. In order to foster transparency, ease of implementation, swiftness in delivery and monitoring, the Department has adopted various innovative measures and digital tools in the implementation of NSAP Programme.

1.2 As per scheme guidelines of NSAP, States/UTs are responsible for identification, verification and enrollment of beneficiaries. Also, once a beneficiary is enrolled for the benefit under the scheme, there is a need for annual verification of the beneficiary, which has been carried out by States/UTs through manual process. The requirement of personally being present in front of the disbursing agency often causes hardship for the aged and infirm pensioners under NSAP and also becomes a hurdle for seamless disbursement of pension amount to the pensioner in time. Additionally, in view of the wide coverage of beneficiaries across the country, the pension disbursing authorities are required to put significant effort for the annual verification process.

1.3 An Aadhaar based mobile application has been developed with a view to streamline and digitize the process of verification of pensioners under NSAP schemes. Digital Life Certification through the mobile application is expected to make the process hassle free and benefit the pensioners as well as pension disbursing authorities across the country by way of mitigating inconvenience and logistical hurdles.

#### **2. Scope of Digital Life Certification**

2.1 Aadhaar based Digital Life Certification through mobile application can be carried out for beneficiaries across the country under 3 Pension Schemes under NSAP viz. National Old Age Pension Scheme, National Widow Pension Scheme and National Disability Pension Scheme. NFBS is not covered as it entails a non-recurring one-time assistance.

#### **3. Frequency of verification**

3.1 The DLC application has been designed for verification of identity/ existence of the

beneficiaries through a defined digital process. The verification through DLC is possible for only those beneficiaries whose Aadhaar data is seeded in the database and made available in NSAP-PPS. The Digital Life Certificate will have a validity of one year from date of generation. States/UTs are mandated to undertake DLC verification at following intervals:

**Initial level verification after enrollment of beneficiary:**

For States/UTs on-boarded on NSAP-PPS, the initial verification of beneficiaries is to be carried out immediately after their enrolment in the NSAP-PPS system.

For States/UTs using their own MIS for implementation of NSAP schemes and sharing beneficiary data with NSAP-PPS via web services, the verification process can be conducted after the beneficiary data is updated on NSAP-PPS from their respective MIS.

**Annual life verification of the beneficiary:** All States/UTs to ensure annual verification of beneficiary through the DLC application. States/UTs using own MIS for implementation of NSAP schemes and sharing data in NSAP-PPS must ensure that the Aadhaar seeded beneficiary data is shared with NSAP-PPS from their MIS through web service.

3.2 Post-verification, the verified data is captured in NSAP-PPS. Such data of beneficiaries belonging to States/UTs using own MIS will be updated back into the State's MIS to ensure synchronization of records.

#### **4. Advantages of DLC**

4.1 Digital Life Certificate for Social Security Pensioners is an Aadhaar-based digital service which uses the Aadhaar ecosystem for biometric authentication of the beneficiary. This service will be used for issue of DLC. The application is designed to issue digital life certificate of beneficiaries to ensure seamless renewal/continuity of pensions every year. The DLC application *per se* replaces physical verification and no physical document is required for the verification. Digital life certificate (DLC) generated during verification is stored online and can be accessed by Pensioner and Pension Disbursing Authority.

#### **5. Self/Assisted Verification**

5.1 DLC application can be used by Officers at Village/Block level in the States/ UTs or by beneficiaries themselves/ relatives for carrying out the verification. DLC application is designed to conduct verification through face recognition or biometric verification or iris scan. In case of fingerprint/iris based authentication, compatible external device will also be needed to capture the fingerprint/iris. A details **User Manual** comprising details of requirements and complete process of verification will

be made available for reference.

## **6. DLC Generation Report:**

In order to ensure effective monitoring and implementation of DLC (Digital Life Certificate) verification, a DLC verification report is made available on NSAP-PPS portal for both state and district-level users. This report enables users to generate detailed DLC progress reports, highlighting the number and details of beneficiaries whose DLCs have been verified and those pending for verification.

## **7. Awareness and Publicity**

7.1 State Governments / UT Administrations to issue necessary advisories across all field implementing authorities to adopt Digital Life Certification under NSAP pension schemes. The verification of existing beneficiaries to be conducted in a time bound manner. States/UTs may organize special camps/ door to door visits to complete the process verification of all beneficiaries and thereafter, conduct the DLC process annually.

7.2 States/UTs to ensure wide publicity regarding the DLC application and encourage self-verification by beneficiaries through mobile phone.

\*\*\*\*\*

## Pensioner DLC Abstract Report-07\_08\_2025

SNo.	District	Total Active Beneficiary	Total DLC Registered	Total DLC Registered Yesterday	Total DLC Expired	DLC Registration Pending
1	MORENA	36365	4	0	0	36361
2	BHIND	34497	1	0	0	34496
3	GWALIOR	9959	0	0	0	9959
4	DATIA	10167	56	0	0	10111
5	SHIVPURI	48167	0	0	0	48167
6	GUNA	14193	0	0	0	14193
7	TIKAMGARH	56667	0	0	0	56667
8	CHHATARPUR	26495	1	0	0	26494
9	PANNA	23765	0	0	0	23765
10	SAGAR	49425	0	0	0	49425
11	DAMOH	40186	5	0	0	40181
12	SATNA	97601	0	0	0	97601
13	REWA	85501	1	0	0	85500
14	SHAHDOL	46274	0	0	0	46274
15	SIDHI	51805	2	0	0	51803
16	MANDSAUR	44512	0	0	0	44512
17	RATLAM	34205	0	0	0	34205
18	UJJAIN	45344	1	0	0	45343
19	SHAJAPUR	38376	0	0	0	38376
20	DEWAS	44836	0	0	0	44836
21	JHABUA	36451	0	0	0	36451
22	DHAR	56004	0	0	0	56004
23	INDORE	25111	0	0	0	25111
24	KHARGONE	56120	0	0	0	56120
25	KHANDWA	35587	0	0	0	35587
26	RAJGARH	54023	0	0	0	54023
27	VIDISHA	58093	1	0	0	58092
28	BHOPAL	34022	164	0	0	33858
29	SEHORE	58266	2577	0	0	55689
30	RAISEN	53189	0	0	0	53189
31	BETUL	65685	1	0	0	65684
32	HOSHANGABAD	37794	1	0	0	37793
33	JABALPUR	62449	5131	0	0	57318
34	NARSINGHPUR	62134	1	0	0	62133
35	MANDLA	51861	1	0	0	51860
36	CHHINDWARA	70213	3	0	0	70210
37	SEONI	52400	0	0	0	52400
38	BALAGHAT	108379	0	0	0	108379
39	SHEOPUR	17166	0	0	0	17166
40	UMARIA	34725	0	0	0	34725
41	NEEMUCH	23558	3	0	0	23555
42	BARWANI	51747	3	0	0	51744
43	HARDA	13957	0	0	0	13957

SNo.	District	Total Active Beneficiary	Total DLC Registered	Total DLC Registered Yesterday	Total DLC Expired	DLC Registration Pending
44	KATNI	53834	1	0	0	53833
45	DINDORI	42277	1	0	0	42276
46	ANUPPUR	23963	0	0	0	23963
47	BURHANPUR	26664	5	0	0	26659
48	ASHOKNAGAR	25608	0	0	0	25608
49	ALIRAJPUR	15386	0	0	0	15386
50	SINGRAULI	57038	0	0	0	57038
51	AGAR MALWA	19799	0	0	0	19799
	TOTAL	2221843	7964	0	0	2213879